



HAMBROOK COUNTS ITS BLESSINGS

Survey of Hambrook visitors 15-16 August 2015

During Saturday 15th and Sunday 16th August 2015 Love Hambrook Marshes CIO and Friends of Hambrook Marshes carried out a census of visitors to the site. The aim was to count those entering the site at each of the four entry gates (the Rail bridge at the entry from Toddlers' Cove, the Wincheap entrance, the Tonford entrance, and the Level Crossing entrance off Whitehall Road) during defined time slots starting at 7 AM and finishing at 8 PM. The 30 enumerators included members of the Friends of Hambrook, the four trustees of Love Hambrook Marshes (LHM) the charity which owns the site, and other volunteers.

The purpose of the exercise was to help the charity in managing Hambrook and making bids for funds needed to improve the site.

Totals for each category enumerated over the two days show:

Adult walkers	1515
Younger walkers	311
Adult cyclists	833
Younger cyclists	190
Wheelchair/mobility scooter user	5
Pram/pushchair	58
Dogs	303

A brief summary of the exercise, intended for use by the local press, is attached as Annex A.

The main findings are summarised graphically in a series of charts, attached as Annex B.

A copy of the blank survey form is attached as Annex C.

*David R Lewis
LHM CIO trustee
19 August 2015*

PRESS NOTICE

The census came to Hambrook this weekend. Thirty volunteers manned (and womanned) the four entry points to Hambrook Marshes armed with clipboards and the aim of counting how many visitors came to enjoy this 50 acre wetland site lying just 10 minutes' walk from Westgate Towers. In total over the two days they logged well over 2,800 visitors of whom 1826 were on foot, 1023 on bikes, and one Swiss visitor sailed past on his roller-skis! Youngsters were well represented - some 500 were logged, and 58 of these were in prams and pushchairs. Finally, volunteers logged 303 dogs taking their owners for a walk!

The enumerators included members of the Friends of Hambrook Marshes and trustees of the charity Love Hambrook Marshes (LHM) which purchased the site when it came on the market in 2014. At the time it was feared that public access could be denied if the site fell into the wrong hands. Many of the visitors had questions on the site, its ownership, and its wildlife, and volunteers were on hand to explain the details. Most had assumed that Hambrook was owned by the Council, and were surprised to hear about the charity. Many took away a pamphlet which provided background information, including how to find the LHM web site (www.lhmcio.org or search for 'Love Hambrook'). The new statistical information will help the charity in managing Hambrook and making bids for funds needed to improve the site.

For more information contact: David R Lewis (Love Hambrook Marshes trustee) 01227 764053

Images for use with press notice are attached.

17 August 2015



volunteers deal with queries



count us too!



take a leaflet

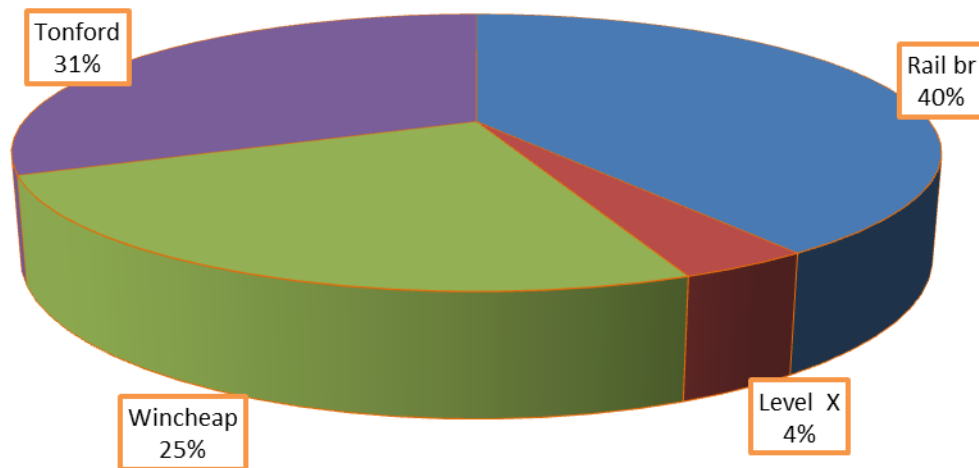


volunteers compare notes

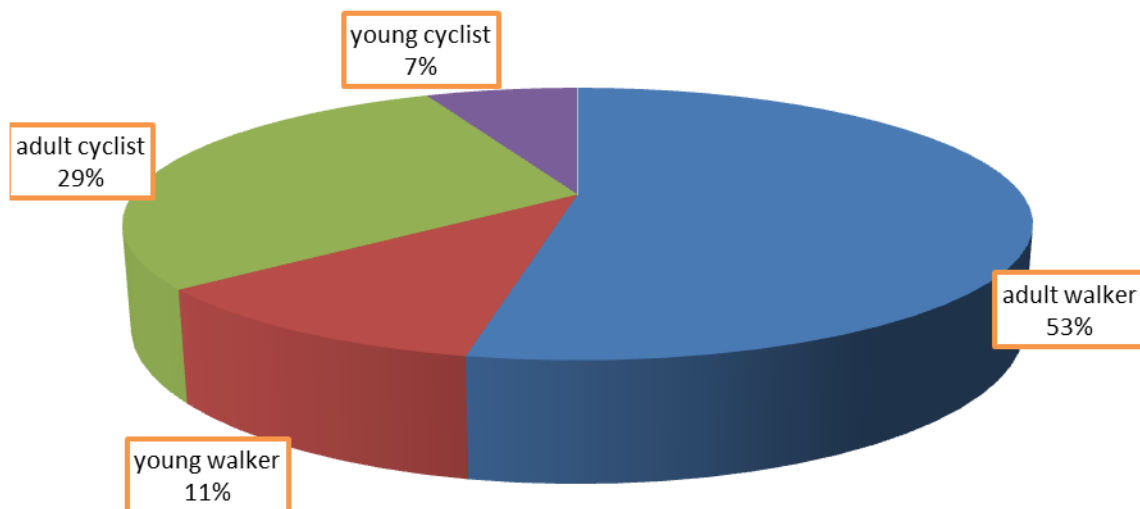


Recently spotted on Hambrook

STATISTICAL CHARTS (1 TO 13)

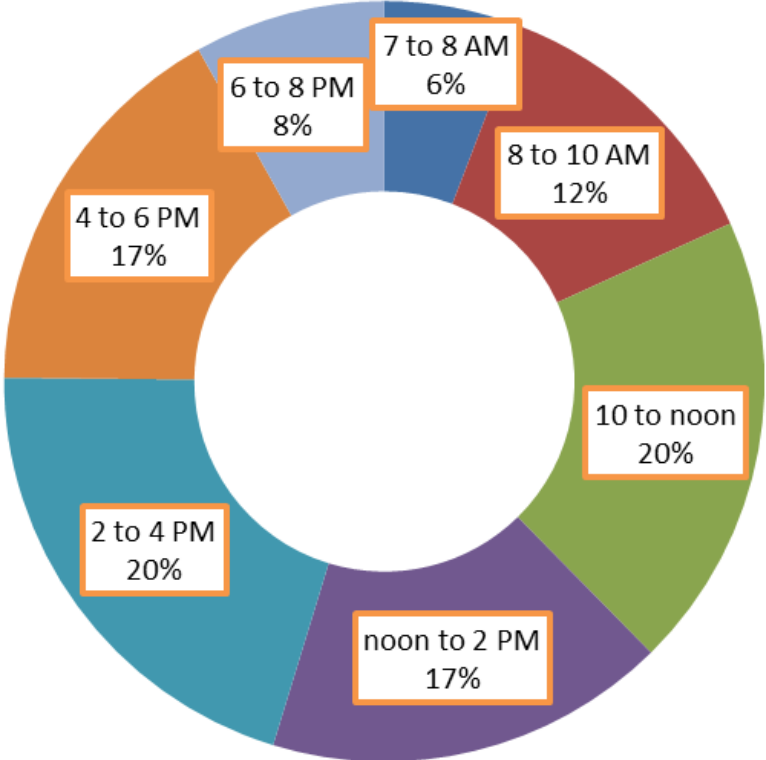
1. Total people (both days) by entry gate

1. People covers walkers, cyclists and wheelchair etc users, all ages
2. Total People = 2854

2. Total people (both days) by type

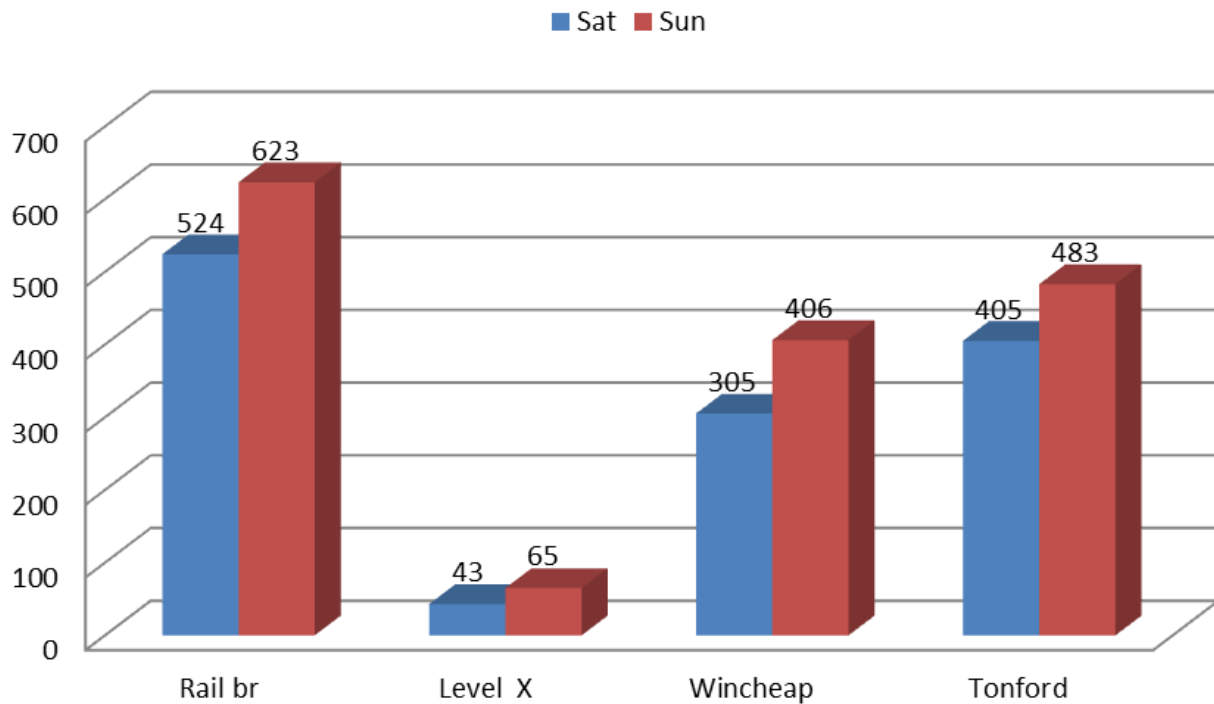
1. People covers walkers, cyclists and wheelchair etc users, all ages
2. Total People = 2854

3. Total people (both days) by arrival time



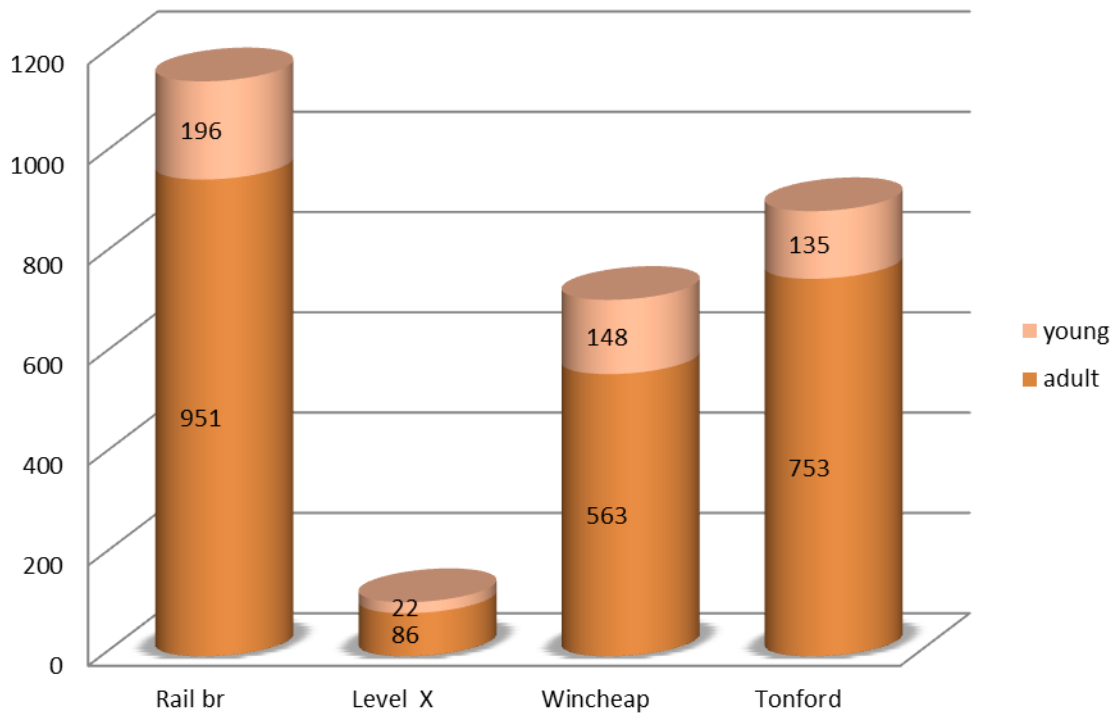
- 1. People covers walkers, cyclists and wheelchair etc users, all ages
- 2. Total People = 2854

4 People: Saturday and Sunday by entry gate



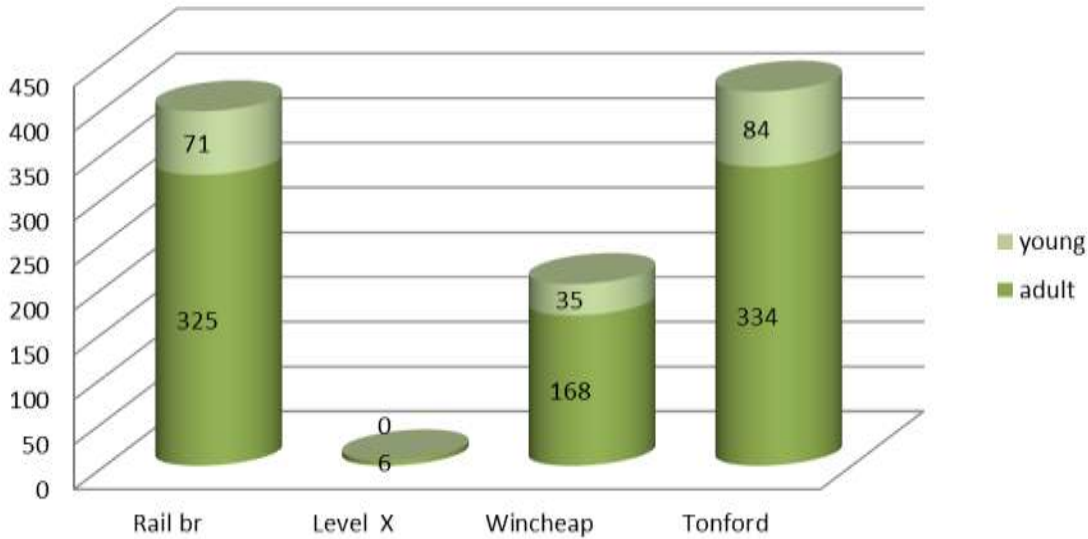
1. People covers walkers, cyclists and wheelchair etc users, all ages
2. Total Saturday = 1277; total Sunday = 1577

5. Adults and young: by entry gate



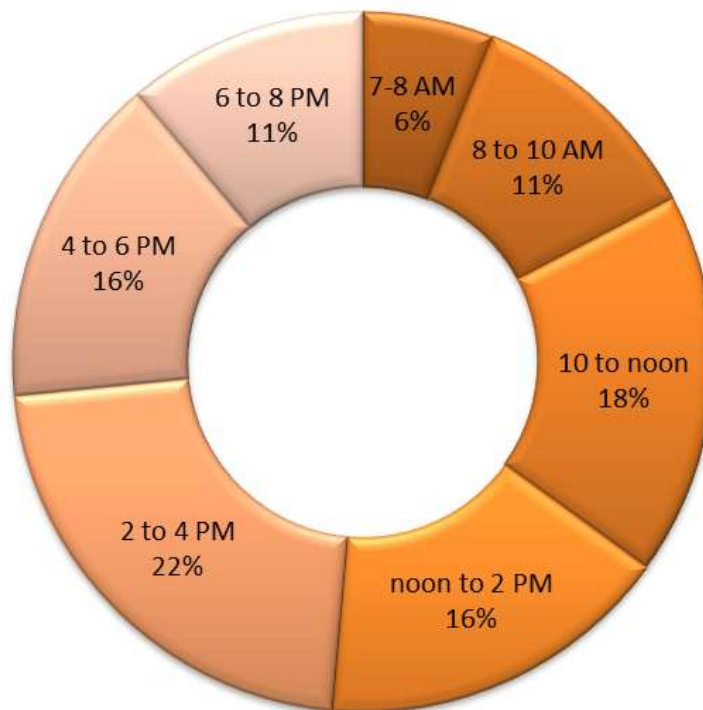
1. Young covers 0 to 19 years; adult covers 20 plus years
2. Total adults = 2353; total young = 501

6. Cyclists (both days) by age and entry gate



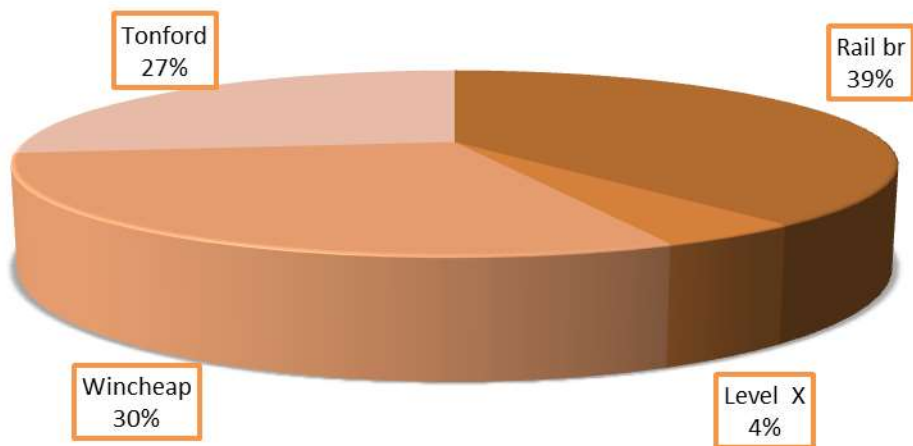
1. Young covers 0 to 19 years; adult covers 20 plus years
2. Total cyclists = 1023

7. Cyclists (both days) by entry time



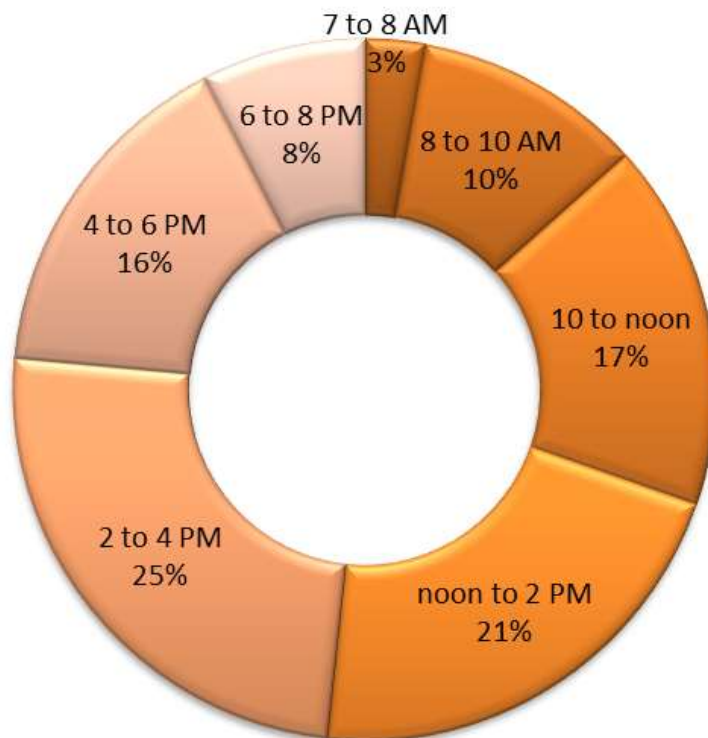
Total cyclists = 1023

8. Young by entry gate



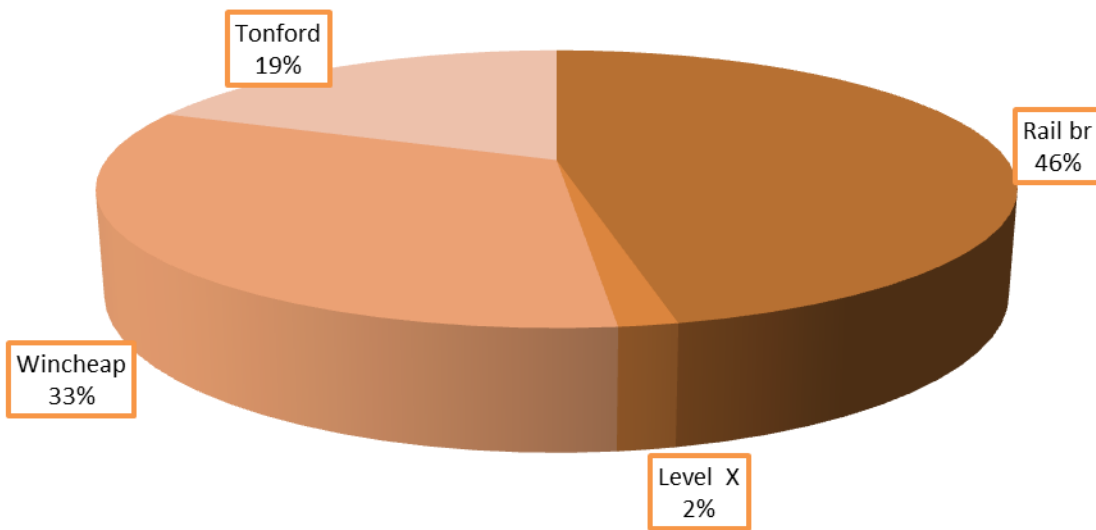
1. Young covers age 0 to 19
2. Total young = 501

9. Young (both days) by time slots



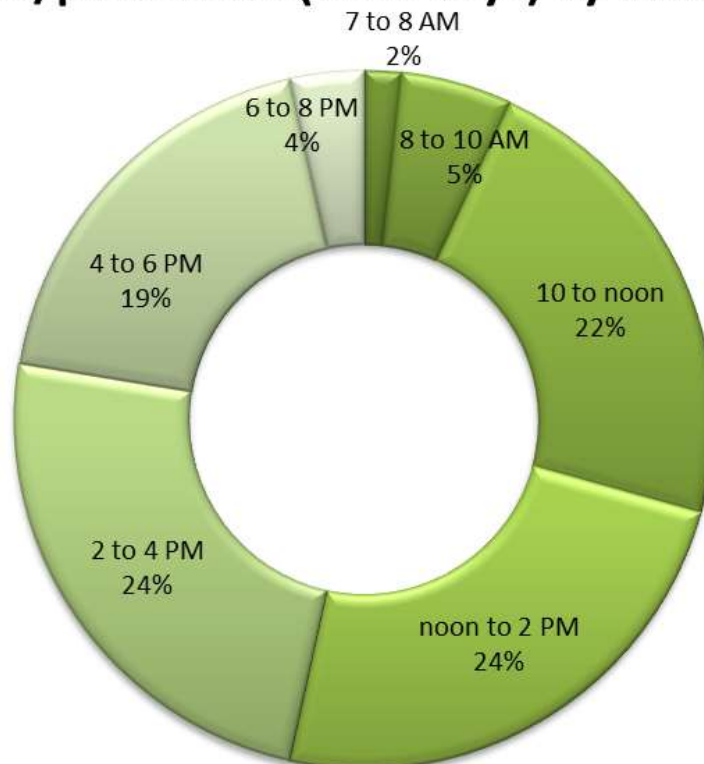
1. Young covers age 0 to 19
2. Total young = 501

10. Prams/pushchairs (both days) by entry gate



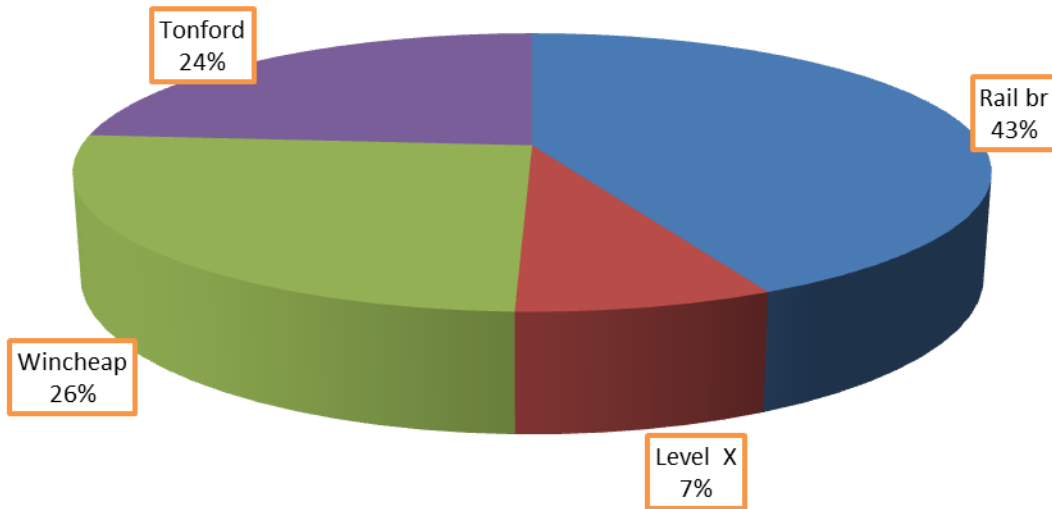
Total prams and pushchairs = 58

11. Prams/pushchairs (both days) by time slot



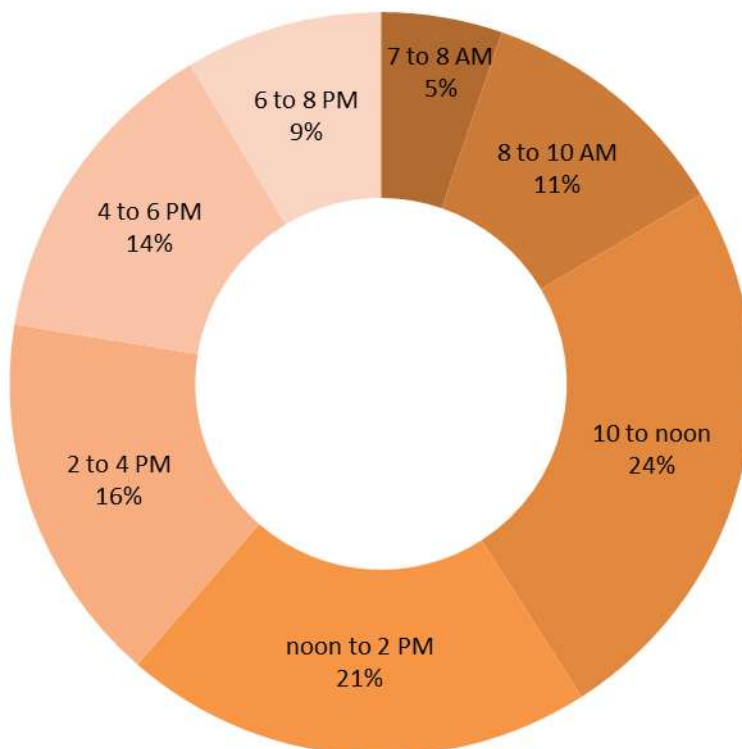
Total prams and pushchairs = 58

12. Dogs (both days) by entry gate



Total dogs = 303

13. Dogs by time of arrival



/
Total dogs = 303

HAMBROOK CENSUS - ENUMERATOR'S RETURN

SHEET NO.

Enumerator:

Date:

Time slot:

Entry point:

=====

1 Walker age 20 plus

2 Walker (or child in pram/pushchair) age 0 to 19

3 Cyclist age 20 plus

4 Cyclist age 0 to 19

5 Wheelchair or mobility scooter - user age 20 plus

6 Wheelchair or mobility scooter - user age 0 to 19

7 Pram/pushchair (record person pushing it and child in it separately above)

8 Dog (record dog owner separately above)

Comments:

FOR RETURN TO DAVID LEWIS 85 ST PETER'S LANE CANTERBURY CT1 2BP (TEL 01227 764053)